

THE EDGE

Yow! Are we trapped in some parallel universe, or what?

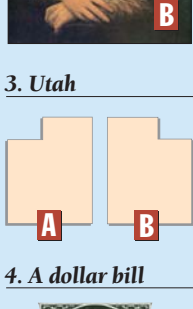

So we're sitting in this diner, staring at the tiny pictures on those little sugar packets, when it hits us: Hey! This photo of Mount Rushmore is *backward!* (Or as we say in the printing biz, *flopped.*) So let's test how perceptive *you* are. See if you can pick the correct Mount Rushmore, and the true views of other common images.

Warning: Test may cause dizziness. Do not operate heavy machinery while taking test.

1. Mount Rushmore



2. The Mona Lisa



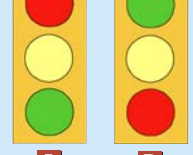
3. Utah



4. A dollar bill



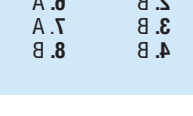

5. The Big Dipper



6. Statue of Liberty



7. Traffic lights



8. Disabled access

ANSWERS

1. A 2. A 3. A 4. B 5. A 6. B 7. A 8. B